

The effect of noise on the number of extreme points

Dominique Attali - GIPSA Grenoble

Olivier Devillers - INRIA Sophia-Antipolis

Xavier Goaoc - INRIA Nancy

Introduction


Geometric data structure

Complexity analysis

Limits: structure and precision

Geometric data structures


Let P be a set of n points...



Geometric data structures

Let P be a set of n points...

P induces many structures.

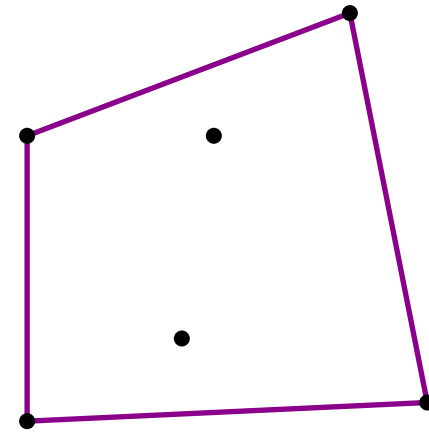


Geometric data structures

Let P be a set of n points...

P induces many structures.

★ the *convex hull* of P

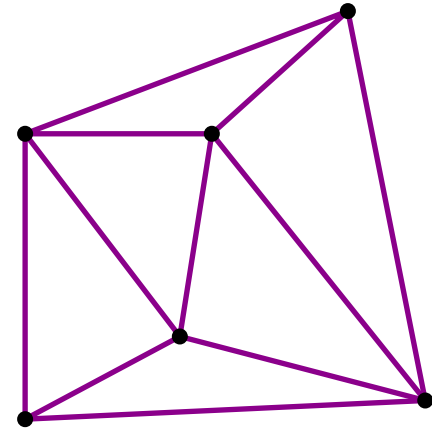


Geometric data structures

Let P be a set of n points...

P induces many structures.

- ★ the *convex hull* of P
- ★ the *Delaunay triangulation* of P

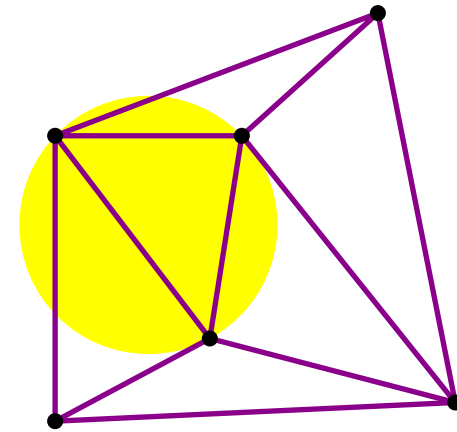


Geometric data structures

Let P be a set of n points...

P induces many structures.

- ★ the *convex hull* of P
- ★ the *Delaunay triangulation* of P

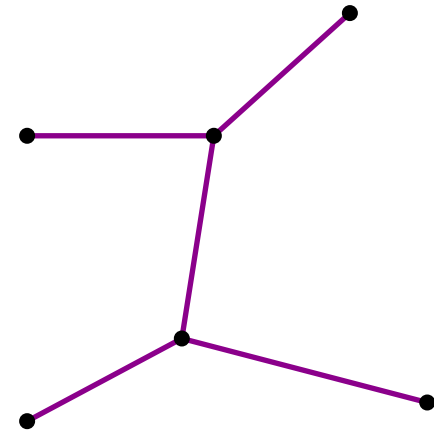


Geometric data structures

Let P be a set of n points...

P induces many structures.

- ★ the *convex hull* of P
- ★ the *Delaunay triangulation* of P
- ★ the *minimum spanning tree* of P

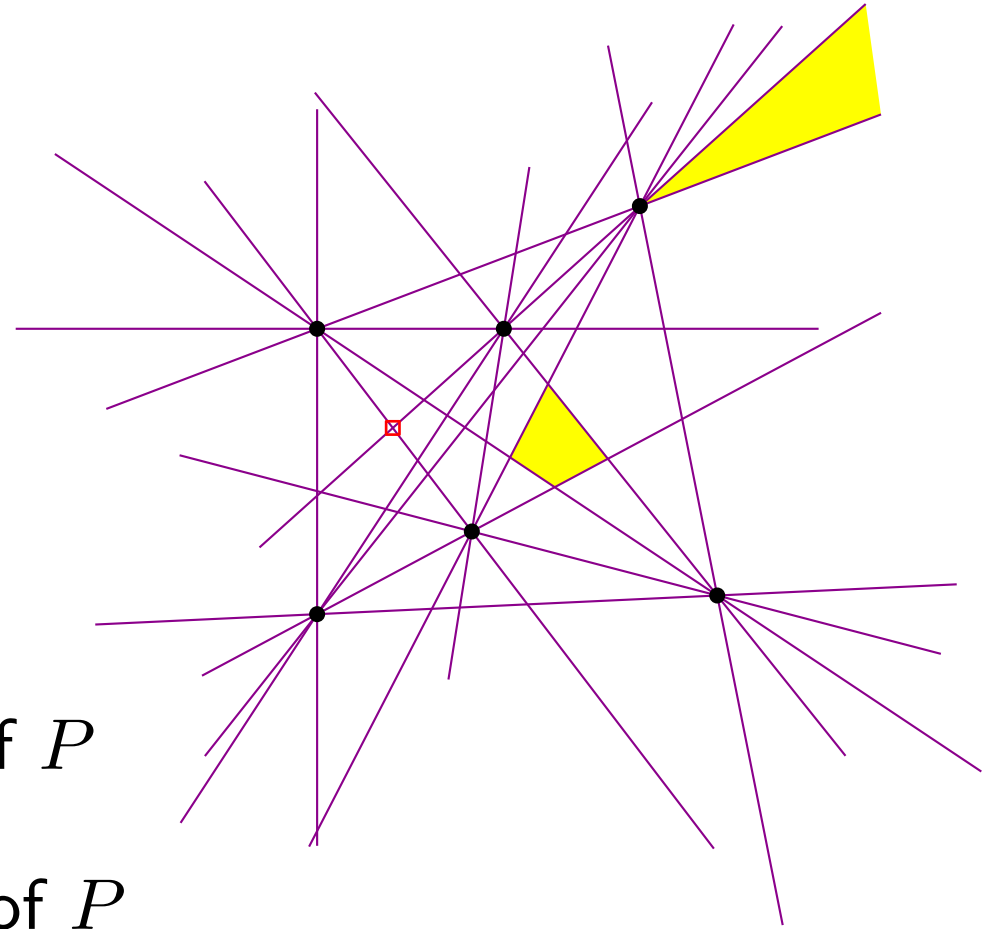


Geometric data structures

Let P be a set of n points...

P induces many structures.

- ★ the *convex hull* of P
- ★ the *Delaunay triangulation* of P
- ★ the *minimum spanning tree* of P
- ★ the *arrangement* of the lines spanned by P



Complexity analysis

Predict the size of a data structure.

Complexity analysis

Predict the size of a data structure.

in the worst-case

function of n (# of points), d (dimension)...

"Input points" considered over \mathbb{R}^d

Complexity analysis

Predict the size of a data structure.

in the worst-case

function of n (# of points), d (dimension)...

”Input points” considered over \mathbb{R}^d

Convex hull: $\Theta\left(n^{\lfloor d/2 \rfloor}\right)$

Delaunay triangulation: $\Theta\left(n^{\lceil d/2 \rceil}\right)$

Minimum spanning tree: $n - 1$

Arrangement of induced hyperplanes: $\Theta\left(n^{d^2}\right)$

First limit: structure

Worst-case bounds often **pessimistic** in practical situations, when data is **structured**.

First limit: structure

Worst-case bounds often **pessimistic** in practical situations, when data is **structured**.

Ex: Near-linear behavior of 3D Delaunay triangulation in **reconstruction** applications.

First limit: structure

Worst-case bounds often **pessimistic** in practical situations, when data is **structured**.

Ex: Near-linear behavior of 3D Delaunay triangulation in **reconstruction** applications.

Refine the model to make it more **realistic**.

Find **properties** that rule out standard lower bounds.

First limit: structure

Worst-case bounds often **pessimistic** in practical situations, when data is **structured**.

Ex: Near-linear behavior of 3D Delaunay triangulation in **reconstruction** applications.

Refine the model to make it more **realistic**.

Find **properties** that rule out standard lower bounds.

Often **difficult** and **application-specific**.

First limit: structure

Worst-case bounds often **pessimistic** in practical situations, when data is **structured**.

Ex: Near-linear behavior of 3D Delaunay triangulation in **reconstruction** applications.

Refine the model to make it more **realistic**.

Find **properties** that rule out standard lower bounds.

Often **difficult** and **application-specific**.

Still no good model of "computer graphic scene" ...

First limit: structure

Example of 3D Delaunay triangulation:

First limit: structure

Example of 3D Delaunay triangulation:

Spread-sensitive bounds

[E 03], [E 05]

First limit: structure

Example of 3D Delaunay triangulation:

Spread-sensitive bounds

[E 03], [E 05]

"Nice" sample of a "nice" surface

[GN 02], [GN03], [ABL 03], [DEG 08], [AAD 09]

First limit: structure

Example of 3D Delaunay triangulation:

Spread-sensitive bounds

[E 03], [E 05]

"Nice" sample of a "nice" surface

[GN 02], [GN03], [ABL 03], [DEG 08], [AAD 09]

Size of DT \leftrightarrow "dimension" of the point set.

Second limit: precision

Input points given in **finite-precision** arithmetic.

Second limit: precision

Input points given in **finite-precision** arithmetic.

Can lower bounds be realized over \mathbb{Q} (rather than \mathbb{R})?

Second limit: precision

Input points given in **finite-precision** arithmetic.

Can lower bounds be realized over \mathbb{Q} (rather than \mathbb{R})?

Low complexity forbids certain configurations from arising.

Second limit: precision

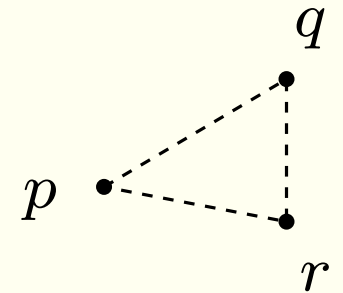
Input points given in **finite-precision** arithmetic.

Can lower bounds be realized over \mathbb{Q} (rather than \mathbb{R})?

Low complexity forbids certain configurations from arising.

The **order-type** of n points \simeq the map $f : \binom{n}{3} \rightarrow \{L, R\}$

$$f(p, q, r) = R \text{ and } f(p, r, q) = L.$$



There exists an order type s. t. all its realization have **exponential** bit complexity [PS 89].

Second limit: precision

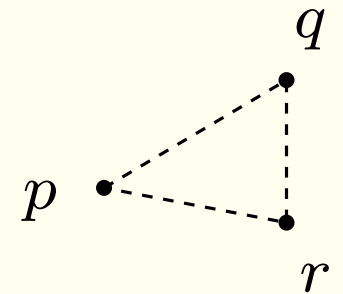
Input points given in **finite-precision** arithmetic.

Can lower bounds be realized over \mathbb{Q} (rather than \mathbb{R})?

Low complexity forbids certain configurations from arising.

The **order-type** of n points \simeq the map $f : \binom{n}{3} \rightarrow \{L, R\}$

$$f(p, q, r) = R \text{ and } f(p, r, q) = L.$$



There exists an order type s. t. all its realization have **exponential** bit complexity [PS 89].

Data is often **noisy**, lower-bounds are often **carefully designed**.

Problems

Geometric structures defined by finite-precision data?

Robustness of lower/upper bounds to noise?

Smoothed complexity analysis

General principles

Geometric probabilities

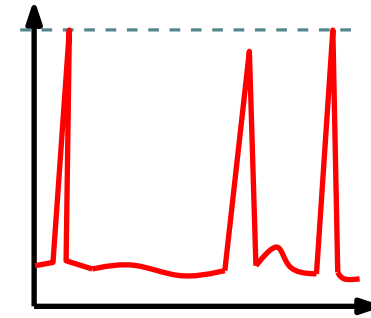
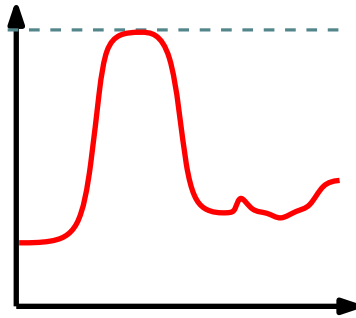
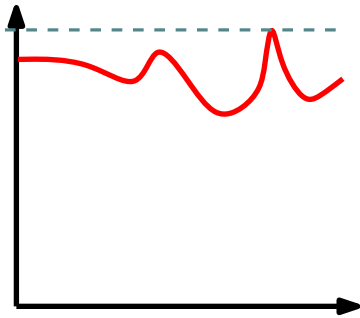
Shape matters

Smoothed complexity

"Worst-case complexity" = max. of the complexity function.

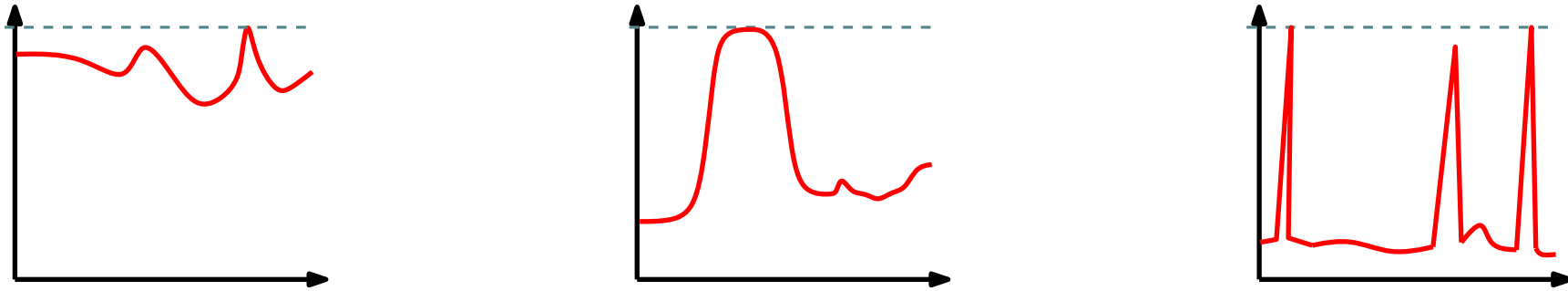
Smoothed complexity

”Worst-case complexity” = max. of the **complexity function**.



Smoothed complexity

"Worst-case complexity" = max. of the complexity function.

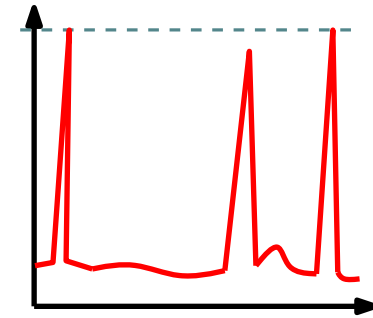
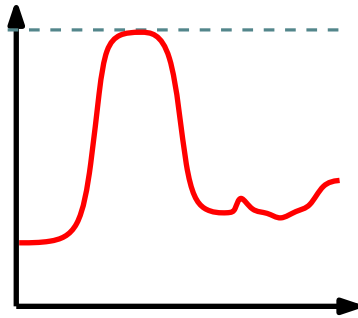
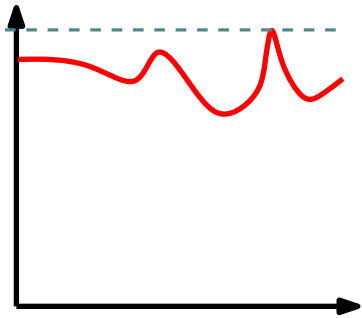


"Smoothed complexity(x)" = Expected complexity over small perturbations of x .

"Smoothed complexity" = \max_x smoothed complexity(x)

Smoothed complexity

"Worst-case complexity" = max. of the complexity function.



"Smoothed complexity(x)" = Expected complexity over small perturbations of x .

"Smoothed complexity" = \max_x smoothed complexity(x)

\simeq Convolution with a distribution concentrated near the origin.

Smoothed complexity

Introduced by Spielman and Teng [ST 04].

Smoothed complexity

Introduced by Spielman and Teng [ST 04].

Smoothed complexity of the simplex alg. is polynomial.

Smoothed complexity

Introduced by Spielman and Teng [ST 04].

Smoothed complexity of the simplex alg. is polynomial.

Increasing number of problems analyzed

<http://www.cs.yale.edu/homes/spielman/SmoothedAnalysis/>

Smoothed complexity

Introduced by Spielman and Teng [ST 04].

Smoothed complexity of the simplex alg. is polynomial.

Increasing number of problems analyzed

<http://www.cs.yale.edu/homes/spielman/SmoothedAnalysis/>

Gödel prize in 2008

Geometric probabilities

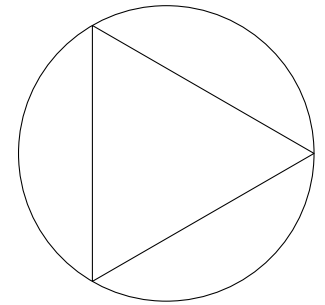
Probabilities over geometric objects must be defined **carefully**.

Geometric probabilities

Probabilities over geometric objects must be defined **carefully**.

Bertrand's paradox

Prob. that "random" chord longer than $\sqrt{3}$?

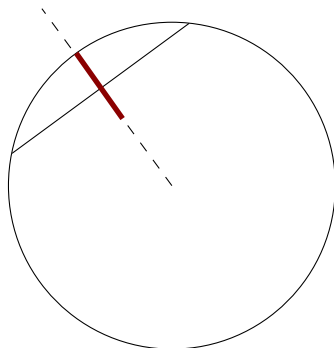
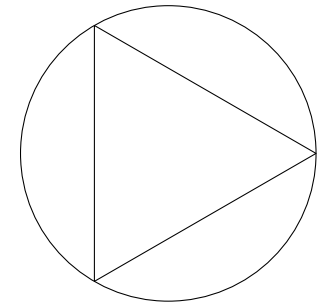


Geometric probabilities

Probabilities over geometric objects must be defined **carefully**.

Bertrand's paradox

Prob. that "random" chord longer than $\sqrt{3}$?



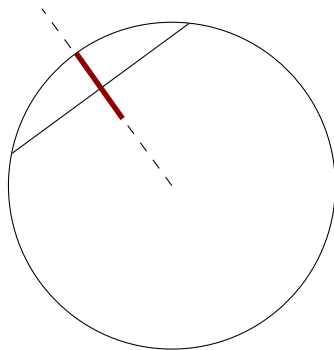
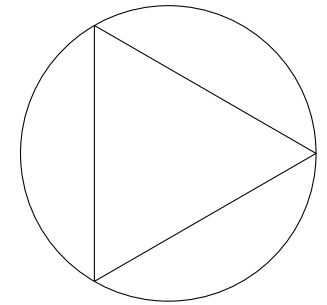
$1/2$

Geometric probabilities

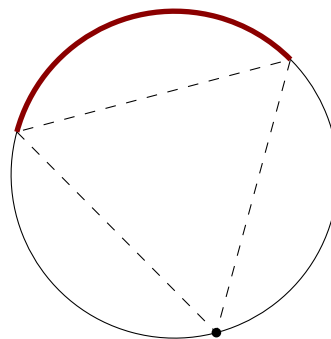
Probabilities over geometric objects must be defined **carefully**.

Bertrand's paradox

Prob. that "random" chord longer than $\sqrt{3}$?



$1/2$



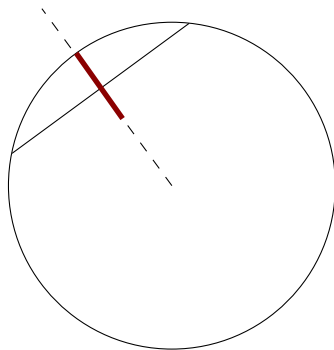
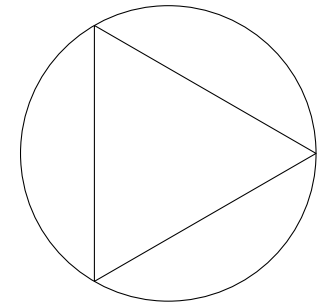
$1/3$

Geometric probabilities

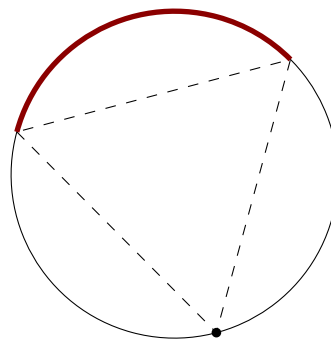
Probabilities over geometric objects must be defined **carefully**.

Bertrand's paradox


Prob. that "random" chord longer than $\sqrt{3}$?



$1/2$



$1/3$



$1/4$

Shape matters!

X a set of n points chosen randomly, indep. with uniform distribution on a domain D .

Expected # of vertices on the convex hull of X ?

Shape matters!

X a set of n points chosen randomly, indep. with uniform distribution on a domain D .

Expected # of vertices on the convex hull of X ?

D is a disk in the plane: $\Theta(n^{1/3})$.

[RS 63-64][R 70]

Shape matters!

X a set of n points chosen randomly, indep. with uniform distribution on a domain D .

Expected # of vertices on the convex hull of X ?

D is a disk in the plane: $\Theta(n^{1/3})$.

[RS 63-64][R 70]

D is a convex k -gon in the plane: $\Theta(k \log n)$.

Shape matters!

X a set of n points chosen randomly, indep. with uniform distribution on a domain D .

Expected # of vertices on the convex hull of X ?

D is a disk in the plane: $\Theta(n^{1/3})$.

[RS 63-64][R 70]

D is a convex k -gon in the plane: $\Theta(k \log n)$.

Intuition: points chosen "close to corners" dominate many points.

Number of extreme points

The *shuffled convex hull* game


Our results

Comparison to "experimental" data

Shuffled convex hull game

Let X be a set of n points in some fixed domain D .

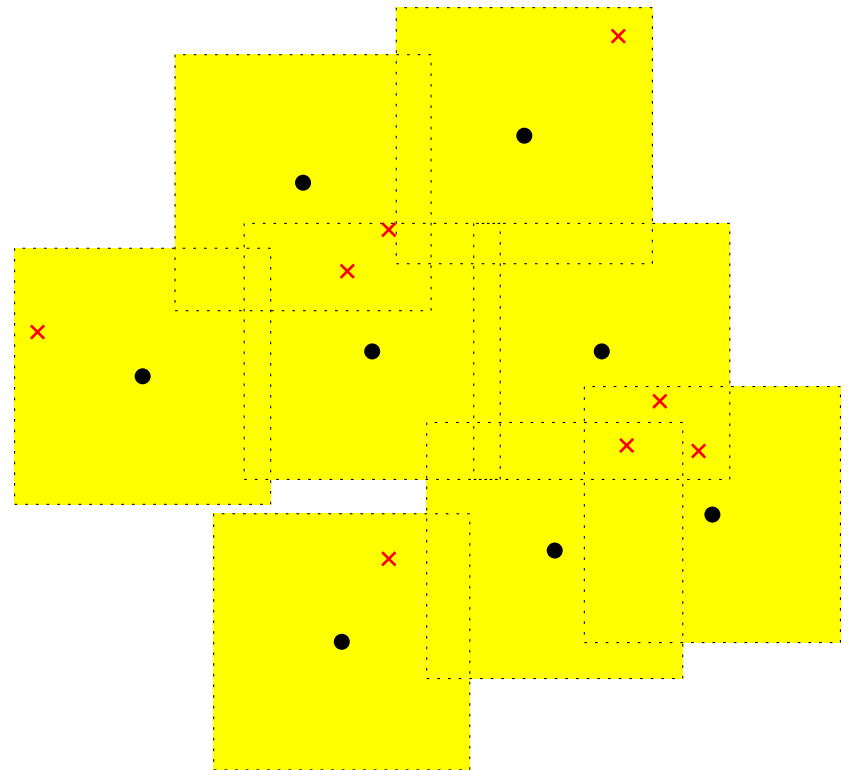
Y a L^p perturbation of X of amplitude δ .



Shuffled convex hull game

Let X be a set of n points in some fixed domain D .

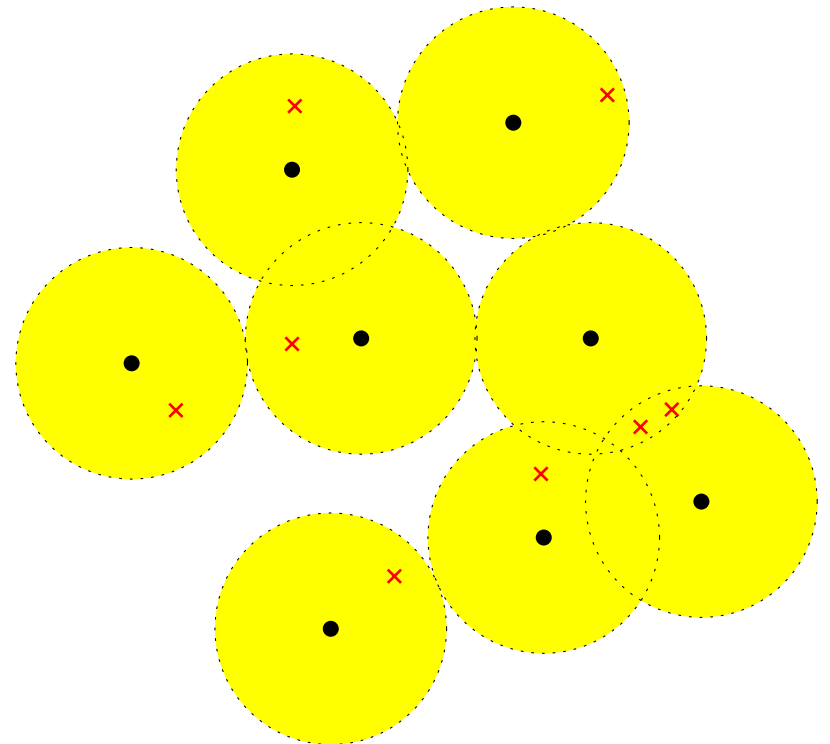
Y a L^p perturbation of X of amplitude δ .



Shuffled convex hull game

Let X be a set of n points in some fixed domain D .

Y a L^p perturbation of X of amplitude δ .



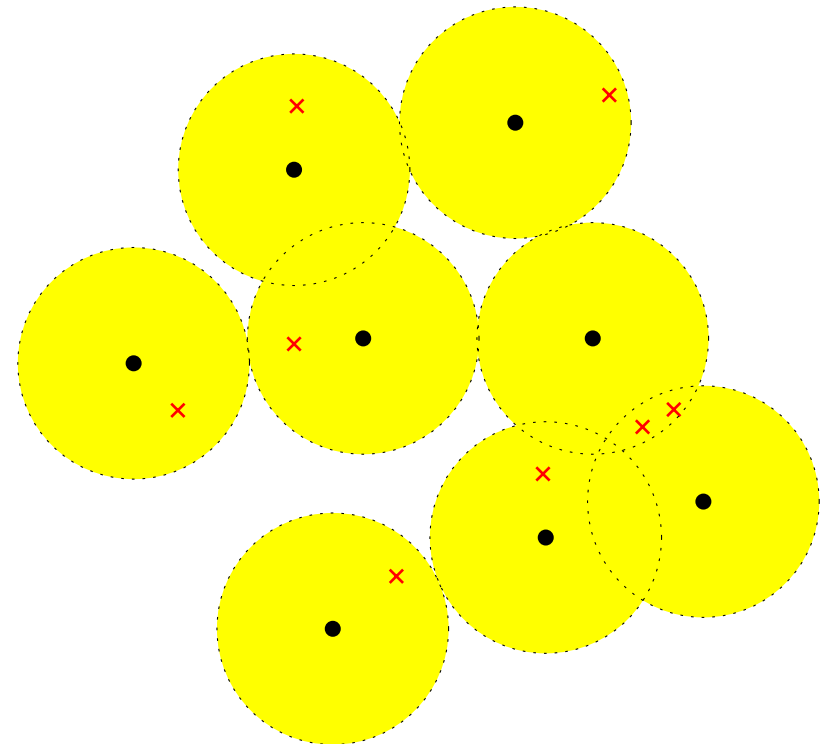
Shuffled convex hull game

Let X be a set of n points in some fixed domain D .

Y a L^p perturbation of X of amplitude δ .

Given ϵ and p , find X such that $E[\#CH(Y)]$ is max.

Different D , different answers?



Our results

X = regular n -gon inscribed in the unit circle.

Our results

X = regular n -gon inscribed in the unit circle.

Near-tight estimates of $E[\#CH(Y)]$ for $p = 1, 2$ and ∞ .

Our results

X = regular n -gon inscribed in the unit circle.

Near-tight estimates of $E[\#CH(Y)]$ for $p = 1, 2$ and ∞ .

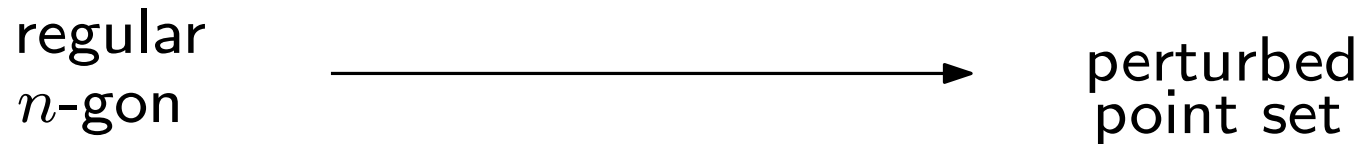
| perturbation | $E[\#CH(Y)]$ | range of δ |
|-----------------|--|--|
| L^1, L^∞ | $\tilde{\Theta}(n^{1/5}\delta^{-2/5})$ | $\delta \in (\tilde{\Omega}(1/n^2), O(1))$ |
| L^2 | $\tilde{\Theta}(n^{1/4}\delta^{-3/8})$ | |

Comparison to exp. data

Uniform noise **simulated** by pseudo-random number generators.

Comparison to exp. data

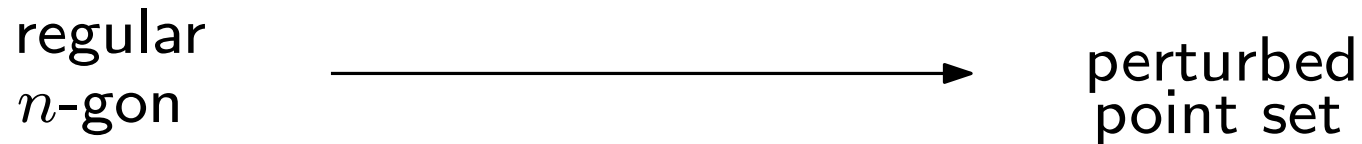
Uniform noise **simulated** by pseudo-random number generators.



1. rounding to the *double* grid
2. random perturbation of the coordinates

Comparison to exp. data

Uniform noise **simulated** by pseudo-random number generators.



1. rounding to the *double* grid
2. random perturbation of the coordinates

$$n = 10^i \text{ for } i = 3, \dots, 7$$


$$\delta = 10^j \text{ for } j = -7, \dots, 5$$

average over 1000 - 100 trials

Comparison to exp. data

Uniform noise **simulated** by pseudo-random number generators.

regular
 n -gon



perturbed
point set

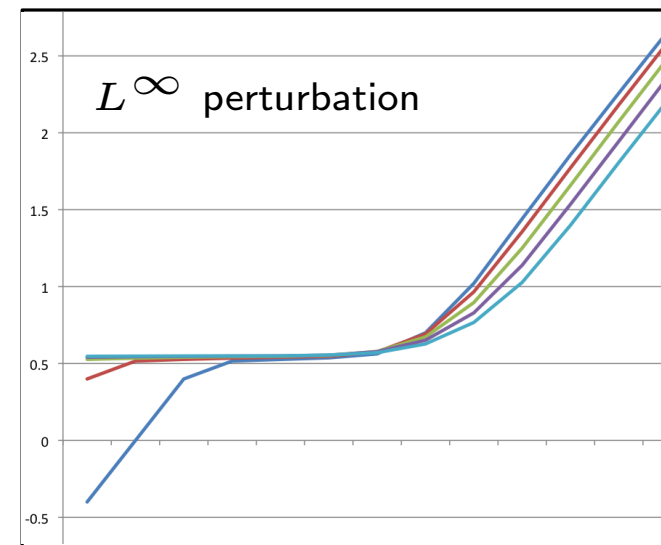
1. rounding to the *double* grid
2. random perturbation of the coordinates

$$n = 10^i \text{ for } i = 3, \dots, 7$$

$$\delta = 10^j \text{ for } j = -7, \dots, 5$$

average over 1000 - 100 trials

Plot $\log_{10} \#CH(Y) - \log_{10}(n^{1/5} \delta^{-2/5})$



Comparison to exp. data

Uniform noise **simulated** by pseudo-random number generators.

regular
 n -gon



perturbed
point set

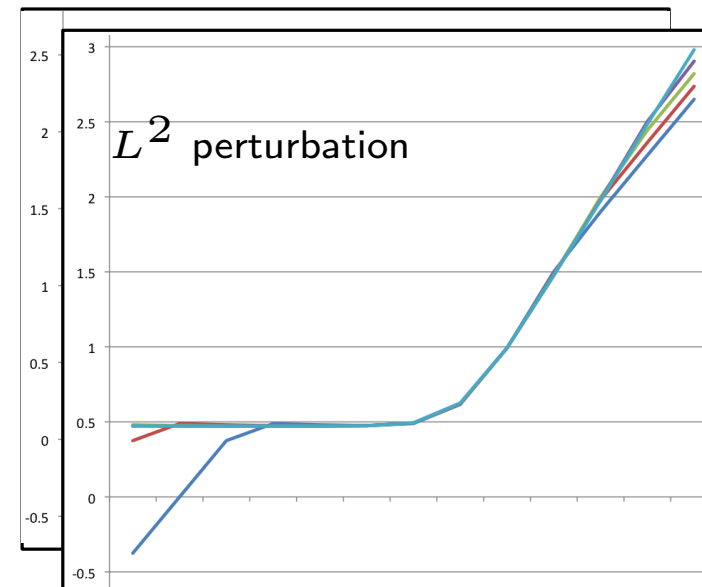
1. rounding to the *double* grid
2. random perturbation of the coordinates

$$n = 10^i \text{ for } i = 3, \dots, 7$$

$$\delta = 10^j \text{ for } j = -7, \dots, 5$$

average over 1000 - 100 trials

Plot $\log_{10} \#CH(Y) - \log_{10}(n^{1/4} \delta^{-3/8})$



Comparison to exp. data

Effect of **rounding** coordinates to a **coarse** grid.

regular
 n -gon



rounded
point set

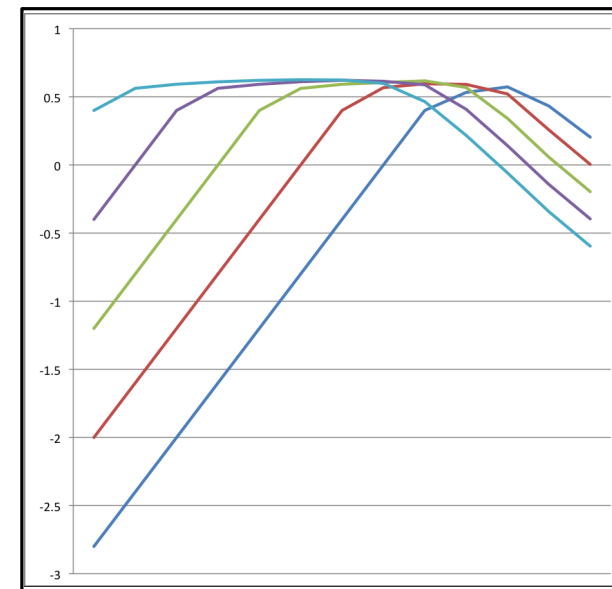
1. rounding to the *double* grid
2. rounding to the *float* grid.

$$n = 10^i \text{ for } i = 3, \dots, 7$$

$$\delta = 10^j \text{ for } j = -7, \dots, 5$$

average over 1000 - 100 trials

Plot $\log_{10} \#CH(Y) - \log_{10}(n^{1/5} \delta^{-2/5})$



To summarize

Near-tight bounds for L^2 and L^∞ .

Predicts the behavior of regular rounding quite accurately.

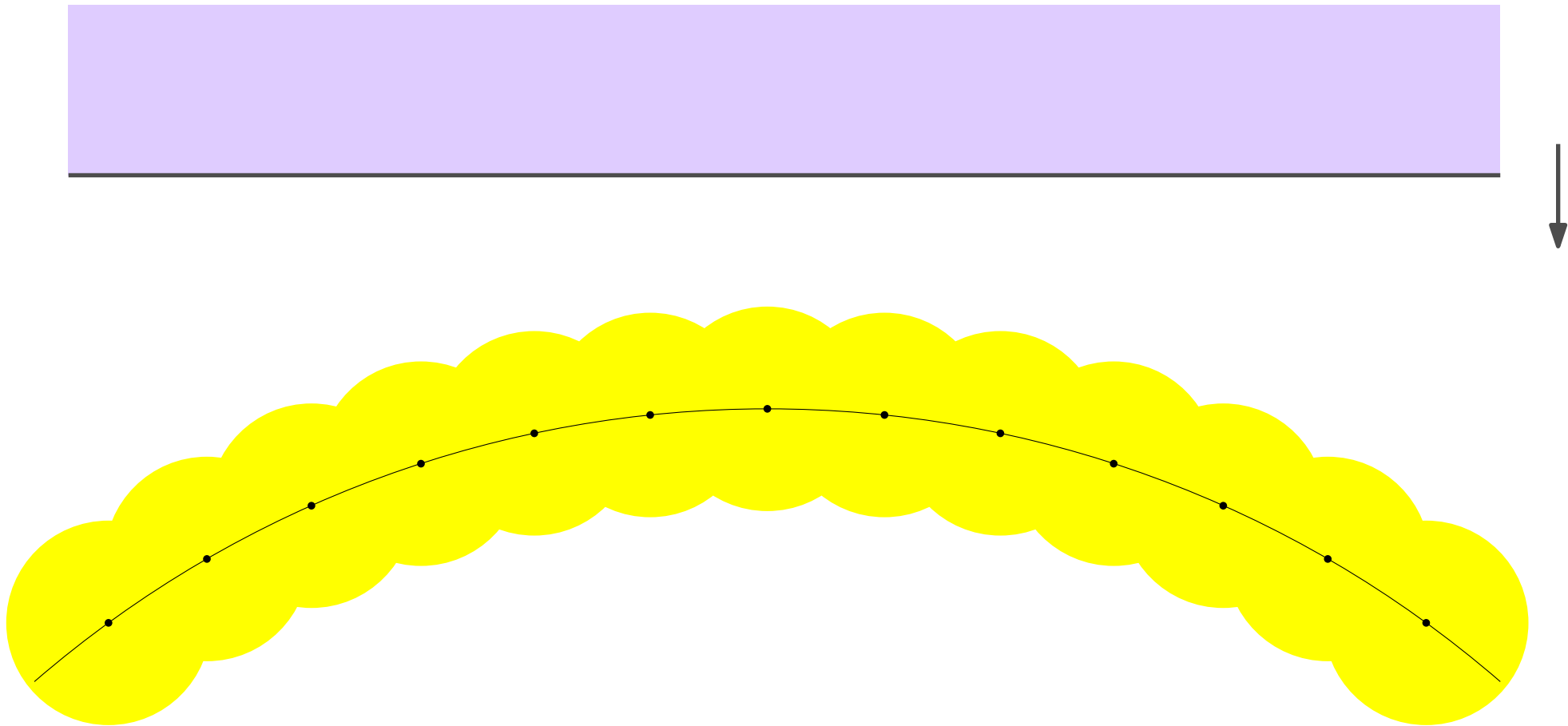
Generalizes to arbitrary dimension for L^2 perturbations.

A look under the hood

Witnesses and collectors

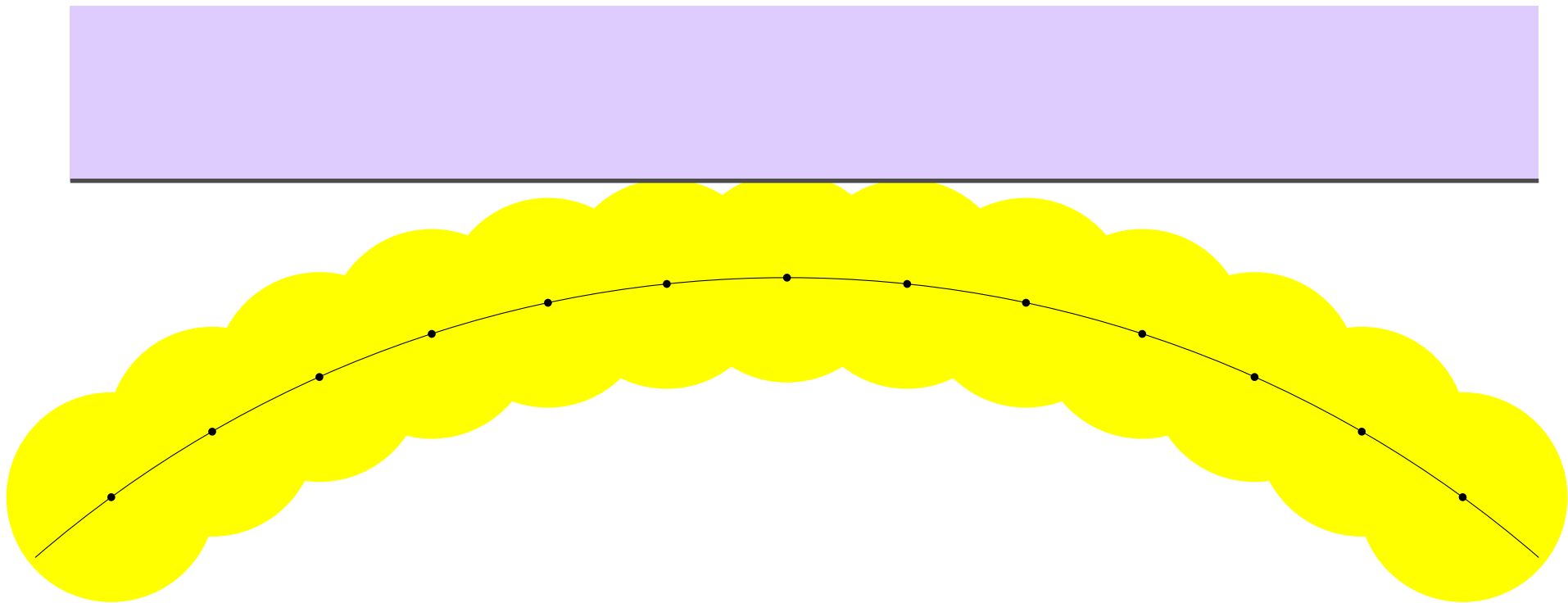
Shape matters (bis)

Principle



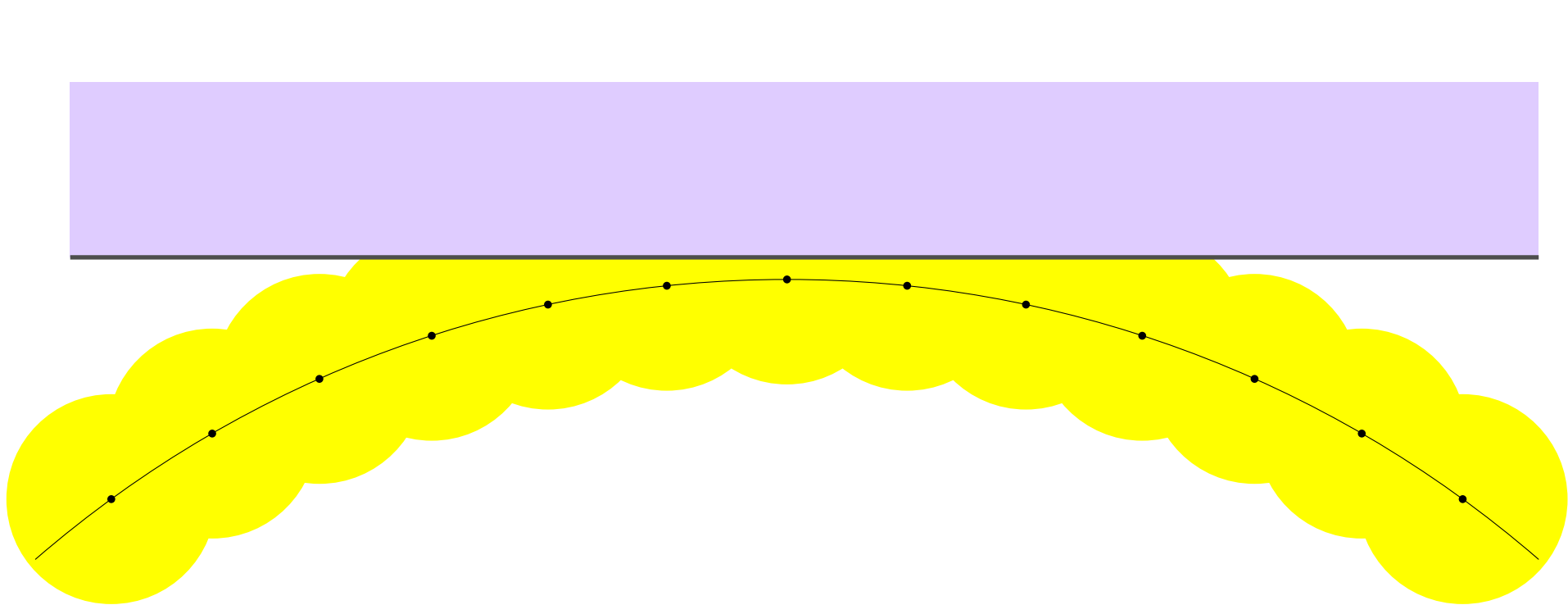
Push a halfplane and count the average # of points it contains.

Principle



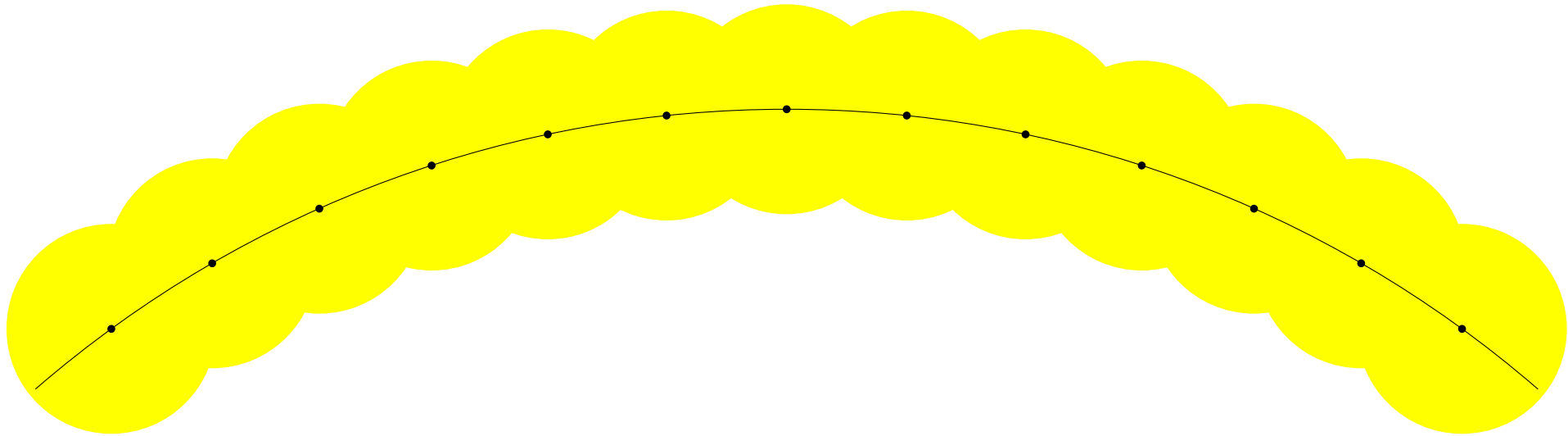
Push a halfplane and count the average # of points it contains.

Principle

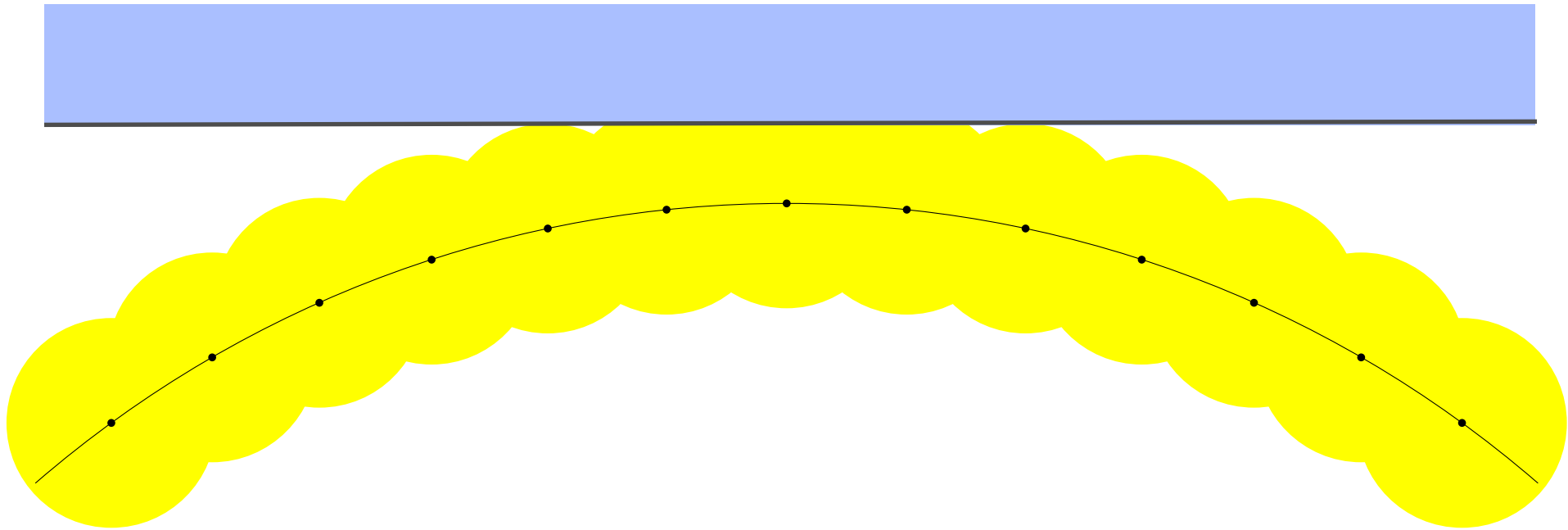


Push a halfplane and count the average # of points it contains.

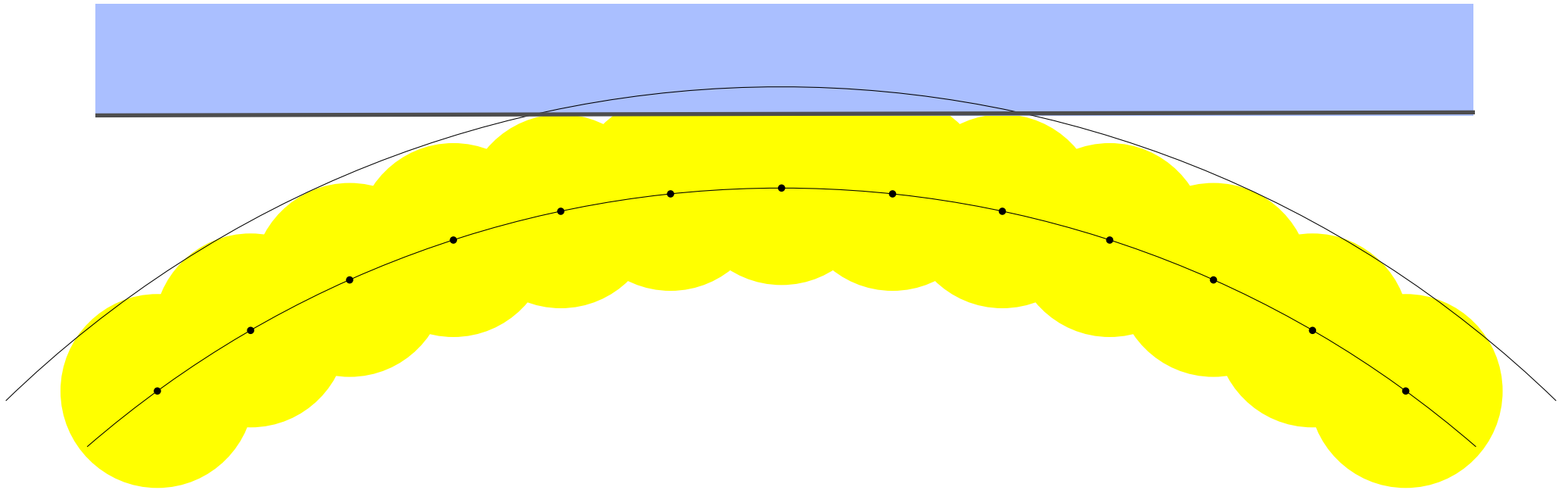
Principle



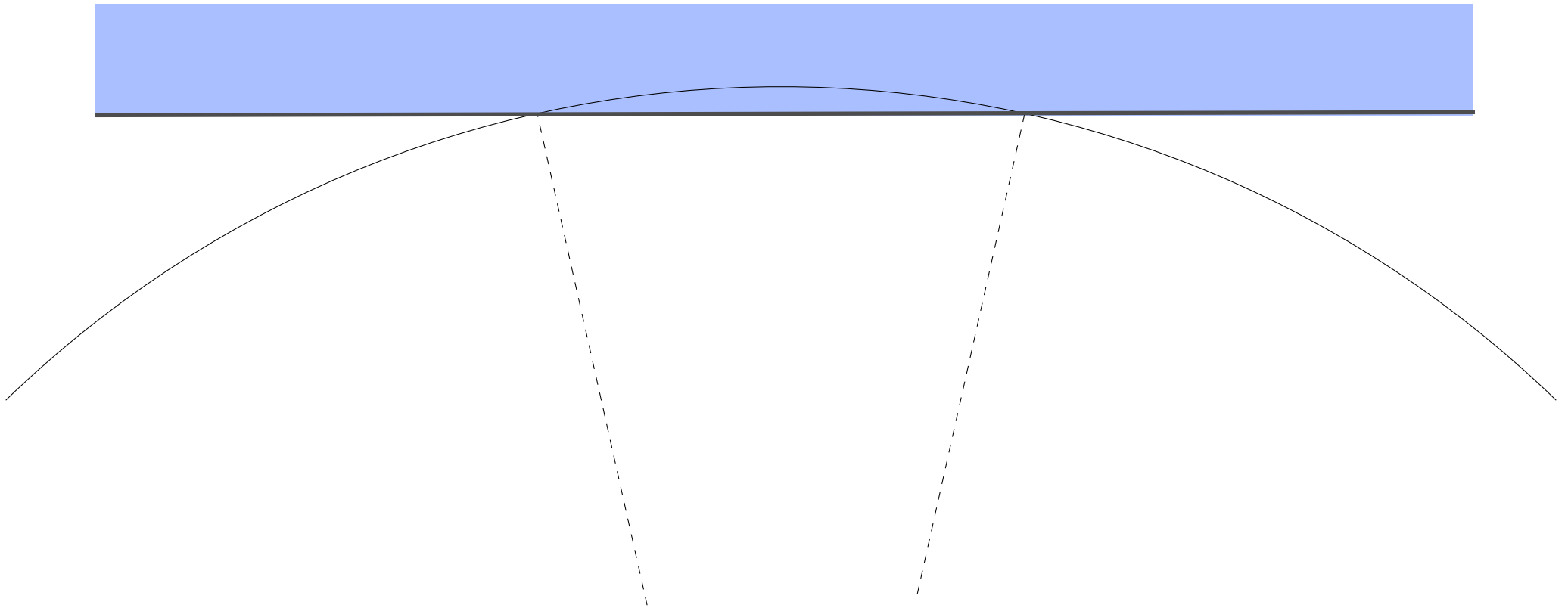
Principle



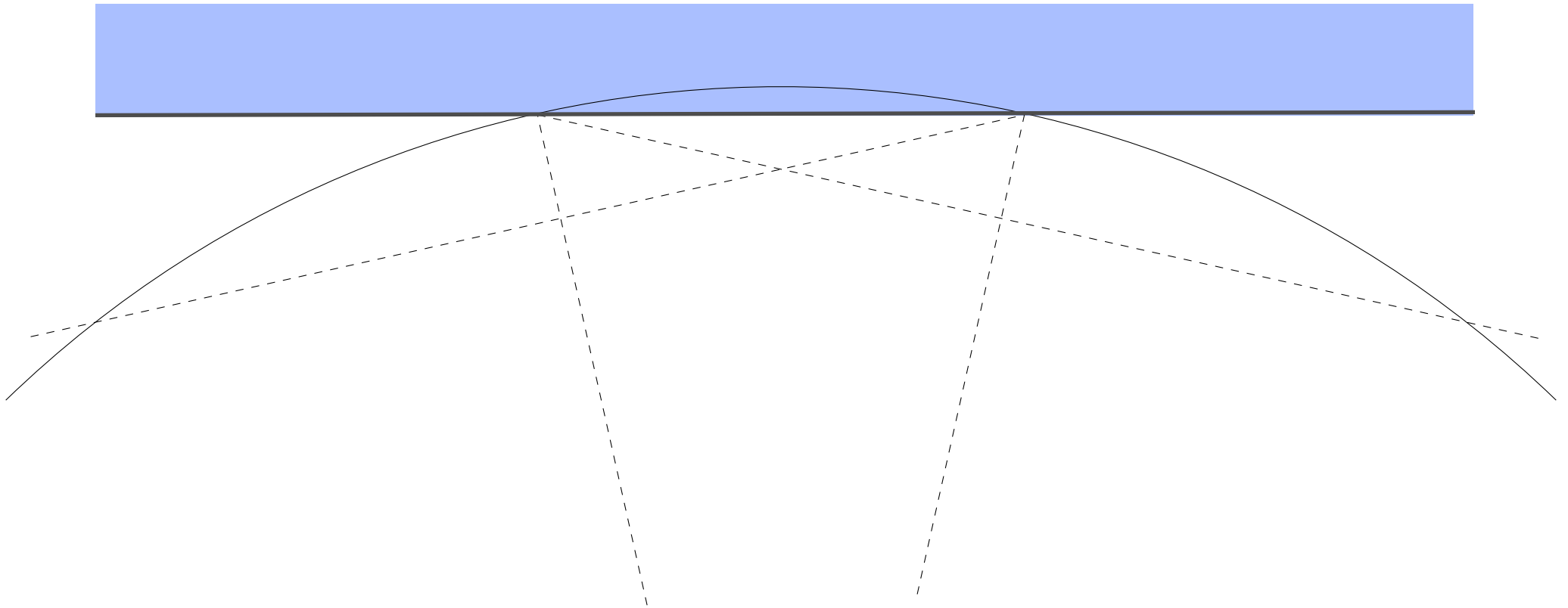
Principle



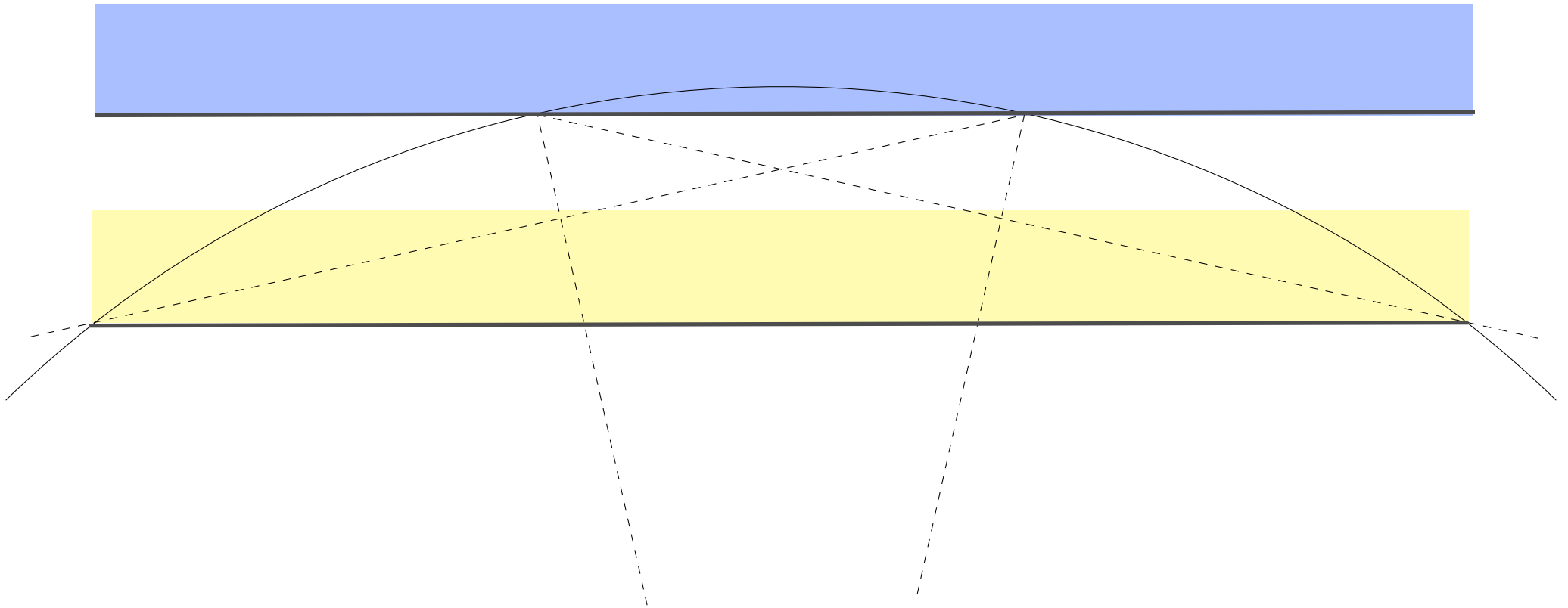
Principle



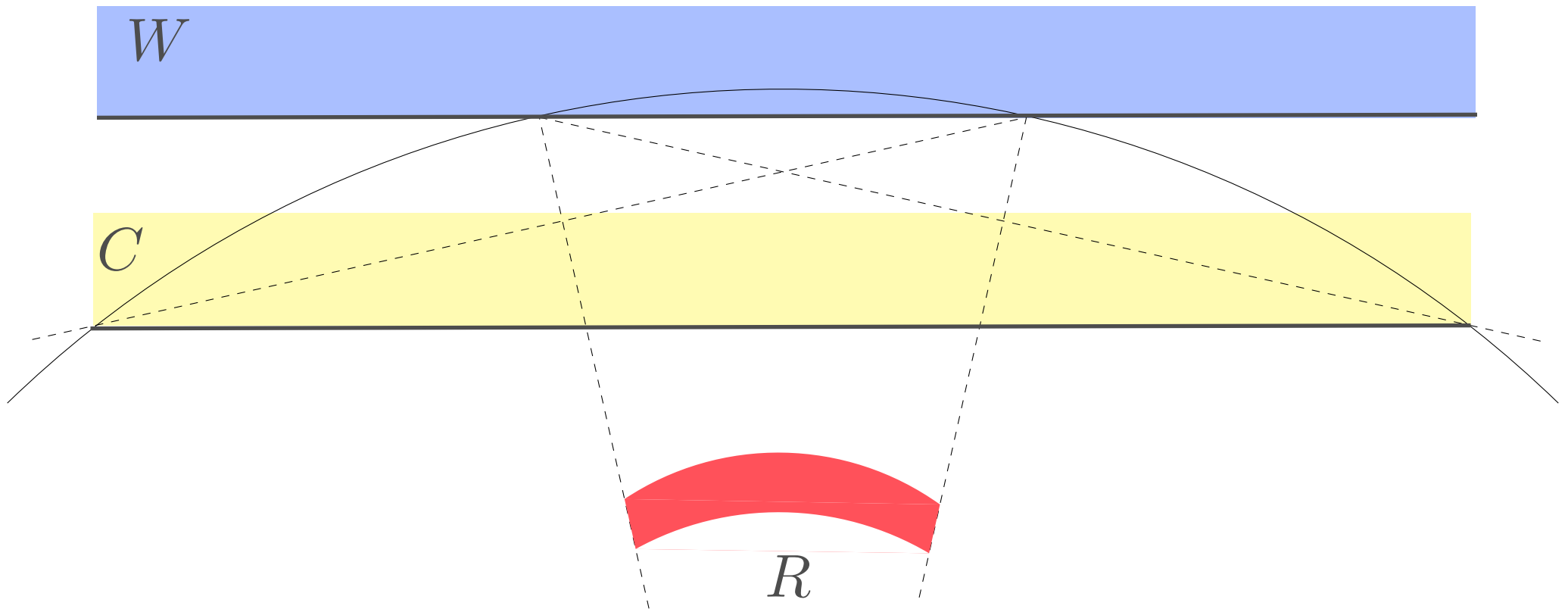
Principle



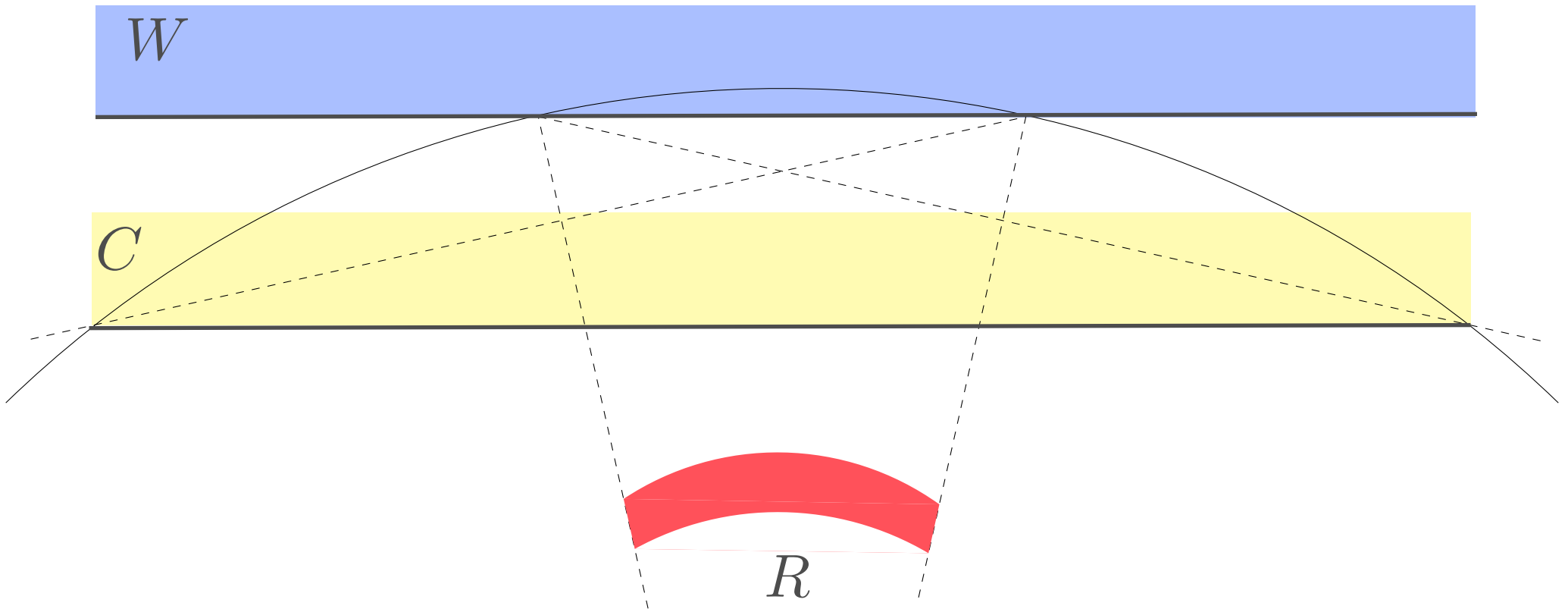
Principle



Principle



Principle



Any point in W dominates any point **outside** C for any direction in R .

Witnesses & collectors

Place **enough** pairs (C, W) so that the R 's **cover** $\mathbb{S}^1 \dots$

Witnesses & collectors

Place **enough** pairs (C, W) so that the R 's **cover** $\mathbb{S}^1 \dots$

$$E[\#CH(Y)] \leq ne^{-\Sigma E[W_i \cap Y]} + \Sigma E[C_i \cap Y]$$

Witnesses & collectors

Place **enough** pairs (C, W) so that the R 's **cover** \mathbb{S}^1 ...

$$E[\#CH(Y)] \leq ne^{-\Sigma E[W_i \cap Y]} + \Sigma E[C_i \cap Y]$$

... while having any perturbation disk meet **$O(1)$** W 's.

Witnesses & collectors

Place **enough** pairs (C, W) so that the R 's **cover** \mathbb{S}^1 ...

$$E[\#CH(Y)] \leq ne^{-\Sigma E[W_i \cap Y]} + \Sigma E[C_i \cap Y]$$

... while having any perturbation disk meet **$O(1)$** W 's.

$$\Omega(\Sigma(1 - e^{-E[W_i \cap Y]})) \leq E[\#CH(Y)]$$

Witnesses & collectors

Place **enough** pairs (C, W) so that the R 's **cover** \mathbb{S}^1 ...

$$E[\#CH(Y)] \leq ne^{-\Sigma E[W_i \cap Y]} + \Sigma E[C_i \cap Y]$$

... while having any perturbation disk meet **$O(1)$** W 's.

$$\Omega(\Sigma(1 - e^{-E[W_i \cap Y]})) \leq E[\#CH(Y)]$$

Make sure that W is **likely** to be nonempty...

... while keeping $C \cap Y$ **small**.

Witnesses & collectors

Place **enough** pairs (C, W) so that the R 's **cover** \mathbb{S}^1 ...

$$E[\#CH(Y)] \leq ne^{-\Sigma E[W_i \cap Y]} + \Sigma E[C_i \cap Y]$$

... while having any perturbation disk meet **$O(1)$** W 's.

$$\Omega(\Sigma(1 - e^{-E[W_i \cap Y]})) \leq E[\#CH(Y)]$$

Make sure that W is **likely** to be nonempty...

... while keeping $C \cap Y$ **small**.

Both $E[W_i \cap Y]$ and $E[C_i \cap Y]$ of order $\Theta(\log n)$

Witnesses & collectors

Place **enough** pairs (C, W) so that the R 's **cover** \mathbb{S}^1 ...

$$E[\#CH(Y)] \leq ne^{-\Sigma E[W_i \cap Y]} + \Sigma E[C_i \cap Y]$$

... while having any perturbation disk meet **$O(1)$** W 's.

$$\Omega(\Sigma(1 - e^{-E[W_i \cap Y]})) \leq E[\#CH(Y)]$$

Make sure that W is **likely** to be nonempty...

... while keeping $C \cap Y$ **small**.

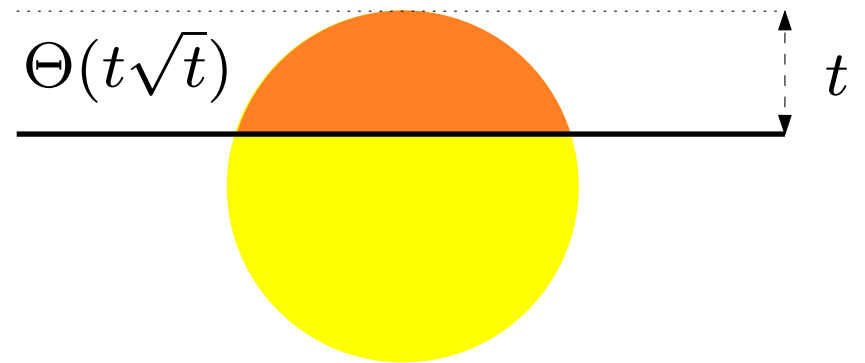

Both $E[W_i \cap Y]$ and $E[C_i \cap Y]$ of order $\Theta(\log n)$

$$\Rightarrow E[\#CH(Y)] = \Theta(\# \text{ pairs } (C, W))$$

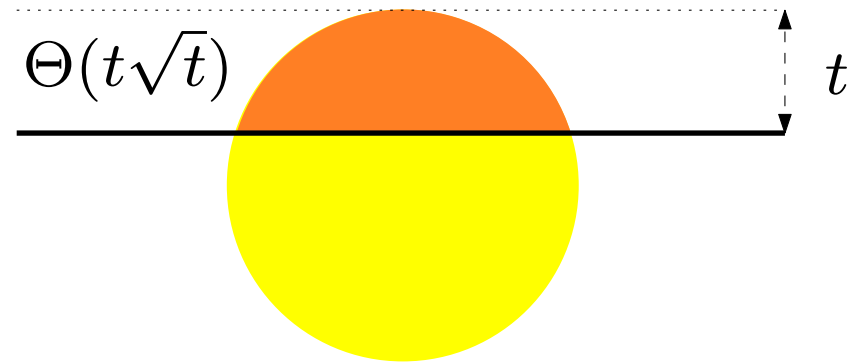
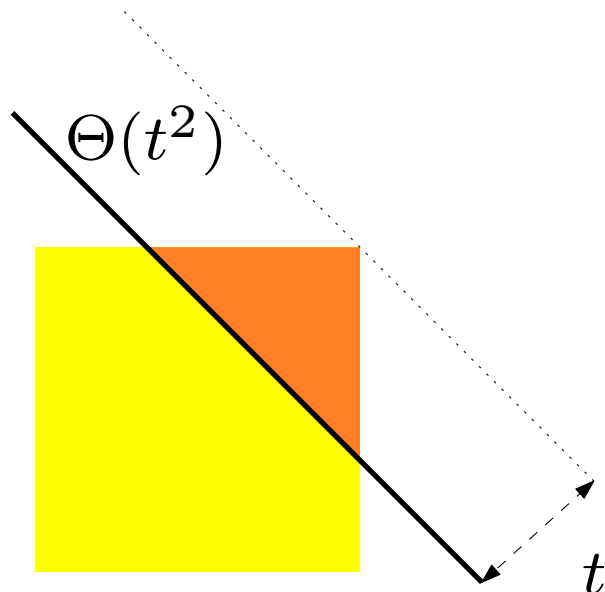
Shape matters! (bis)



Shape matters! (bis)



Shape matters! (bis)



Conclusion

Conclusion

At **circular** shuffled convex hull game, for $\epsilon \gg n^{-2/9} \dots$
... all points at the origin win over the regular n -gon.

Conclusion

At **circular** shuffled convex hull game, for $\epsilon \gg n^{-2/9} \dots$
... all points at the origin win over the regular n -gon.

Are there other "extremal" configurations?

Conclusion

At **circular** shuffled convex hull game, for $\epsilon \gg n^{-2/9} \dots$
... all points at the origin win over the regular n -gon.

Are there other "extremal" configurations?

Smoothed analysis of other geometric data structures?

Conclusion

At **circular** shuffled convex hull game, for $\epsilon \gg n^{-2/9} \dots$
... all points at the origin win over the regular n -gon.

Are there other "extremal" configurations?

Smoothed analysis of other geometric data structures?

